

Systematic Examination of Pre- and Post-Retraction Citations

Ly Dinh

School of Information
Sciences, University of
Illinois at Urbana-
Champaign, USA
dinh4@illinois.edu

Janina Sarol

School of Information
Sciences, University of
Illinois at Urbana-
Champaign, USA
mjsarol@illinois.edu

Yi-Yun Cheng

School of Information
Sciences, University of
Illinois at Urbana-
Champaign, USA
yiyunc2@illinois.edu

Tzu-Kun Hsiao

School of Information
Sciences, University of
Illinois at Urbana-
Champaign, USA
tkhsiao2@illinois.edu

Nikolaus Parulian

School of Information Sciences, University of
Illinois at Urbana-Champaign, USA
nnp2@illinois.edu

Jodi Schneider

School of Information Sciences, University of
Illinois at Urbana-Champaign, USA
jodi@illinois.edu

ABSTRACT

Scientific retractions occur for a multitude of reasons. A growing body of research has studied the phenomenon of retraction through systematic analyses of the characteristics of retracted articles and their associated citations. In our study, we focus on the characteristics of articles that cite retracted articles, and the changes in citation dynamics pre- and post-retraction. We leverage descriptive statistics and ego-network methods to examine 4,871 retracted articles and their citations before and after retraction. Our retracted articles data was obtained from PubMed, Scopus, and Retraction Watch and their citing articles from Scopus. Our findings indicate a stark decrease in post-retraction citations and that most of these citations came from countries different from the retracted article's country of publication. Citation context analyses of a subset of retracted articles also reveal that post-retraction citations came from articles with disciplinary and geographical boundaries different from that of the retracted article.

KEYWORDS

Retraction; Post-Retraction Citation; Citation Networks

ASIS&T THESAURUS

Bibliometrics; Citation Analysis; Network Analysis; Scholarly Publishing

INTRODUCTION

Scientific retractions occur for a multitude of reasons, including minor problems such as publisher versioning mistakes, or major concerns such as plagiarism or fabrication of data.

Scientific misconduct was found to be the most prominent reason for retraction (Fang, Steen, & Casadevall, 2012), accounting for 94 of the 288 retracted articles identified. Thus, it is necessary that retracted articles are promptly retracted and publicly recognized to “minimize the number of researchers who cite the erroneous work, act on its findings or draw incorrect conclusions” (COPE, 2009).

The problem arises when retracted articles continue to be cited (Redman, Yarandi, & Merz, 2008), at times even at a higher rate than before retraction (see (Fukuhara et al., 2005)). As an example, a study of 315 retracted articles found that articles published in higher-impact journals remained highly cited even after they were found to have committed research misconduct (Redman et al., 2008). The reasons for these problematic citations are two-fold: (1) citing articles did not show awareness of the retraction statuses of the articles they cited (Da Silva & Bornemann-Cimenti, 2017), (2) retraction information is not consistently presented across platforms where citing authors obtain bibliographic records (COPE, 2009). Nevertheless, the continued circulation of retracted articles poses significant risks to the integrity of scientific research as honest and reliable works. (Bar-Ilan & Halevi, 2017; Da Silva & Bornemann-Cimenti, 2017).

To examine the citation dynamics of retracted articles in more detail, we analyze the citations of 4,871 biomedical articles from PubMed, leveraging both descriptive statistics and ego-network analysis methods. Our contributions are as follows: (1) we examine the characteristics of articles that cite retracted articles, and (2) we explore pre- and post-retraction citation ego-networks of 250 retracted articles using both citation context analysis and quantitative measures such as cited half-lives and time-lag. Ultimately, we hope to shed light on the potential reasons retracted articles continue to be cited and whether these citations can be considered as problematic.

82nd Annual Meeting of the Association for Information Science & Technology | Melbourne, Australia | 19–23 October, 2019

Author(s) retain copyright, but ASIS&T receives an exclusive publication license

DOI: 10.1002/pr2.00035

RELATED WORK

There is a significant body of research about retraction of scientific publications. These articles analyze the characteristics of retracted articles such as retraction counts by disciplines and/or countries, reasons for retraction, cited half-lives, and self-citing dynamics (Bar-Ilan & Halevi, 2017; Bornemann-Cimenti, Szilagyi, & Sandner-Kiesling, 2016; Redman et al., 2008). While these studies examined characteristics of retracted articles at great lengths, more attention could be given to the characteristics of citing articles. (Budd, Sievert, & Schultz, 1998) and (Bar-Ilan & Halevi, 2017) have begun to look into citing articles and their reasons for citing retracted articles. Additional characteristics of citing articles, such as their scholarly discipline, country of affiliation, and publication type, are needed to fully understand the citation dynamics of retracted articles pre- and post-retraction.

Along with bibliometric statistics, network analysis is frequently adopted to examine the underlying citation structures of retracted articles (Lu, Jin, Uzzi, & Jones, 2013; Madlock-Brown & Eichmann, 2015). Specifically, ego-network analysis (Wasserman & Faust, 1994) where the retracted paper is the ego, is useful to reveal the dynamics between citing articles (alters) connected to a common ego. Analysis of ego-network data focuses on the composition of the alters, and posits that characteristics of both the ego (retracted article) and the alters (citing articles) will have an impact on the ego-network structure (Borgatti & Ofem, 2010). Therefore, we sought to explore characteristics of both retracted articles and their citing articles to understand how and why some retracted articles continue to be cited.

RESEARCH QUESTIONS

We examine citation dynamics of retracted articles by understanding the relationships between characteristics of retracted articles (AR) and citing articles (AC). Inspired by prior works, we operationalize characteristics in terms of citation counts, year of publication, and year of retraction. Hence, we address the following research questions:

RQ1: What are the characteristics of citing articles (AC) that cite retracted articles, pre- and post-retraction?.

RQ2: What are the citation dynamics of retracted articles (AR) pre- and post-retraction?.

DATA COLLECTION

Our list of AR comes from the intersection of three sources, PubMed, Scopus, and Retraction Watch. We collected a subset of biomedical AR verified to be retracted by PubMed (i.e. articles with publication type = "Retracted Publication") that were also available in Scopus. We then collected AC that cited AR, all of which were published in or before 2018. Using Scopus and Retraction Watch, we collected several characteristics of articles. For AR, we collected country and retraction date information from the Retraction Watch Database; citation and publication date information were collected

from Scopus. For AC, we collected country, publication date, and AC's citation counts from Scopus.

RESULTS AND DISCUSSION

Characteristics of Retracted Articles (AR)

Our dataset contains 4,871 AR published from 1959 until 2018. The distribution of citation counts of AR are shown in Table 1. The average citation count is 35 (Min = 0, Max = 1416, SD = 71.9). Average time from publication to retraction is about 3.9 years (46.8 months) (Min = 0, Max = 33 years, SD = 4.12). Our reported mean time is twice as long as the mean time of 25.8 months (Min = 2 months, Max = 197 months) found in (Budd et al., 1998), whose data consist of MEDLINE articles from 1966 to 1997.

The distribution of citation counts exhibits a power-law distribution ($\alpha = 2.933$, $R^2 = 0.831$), consistent with many prior studies of citation networks that found most articles are cited a several times, and very few articles are cited many times (Redner, 1998). Articles were by authors from 95 different countries of affiliations, with 16% of the articles being multi-country collaborations.

Citation count	AR count	AC count
0	307 (6.3%)	15,745 (10.5%)
1	237 (4.9%)	8,362 (5.6%)
2-10	1,566 (31.9%)	39,321 (26.3%)
11-20	889 (18.2%)	23,267 (16.2%)
21-100	1,514 (31.0%)	48,339 (32.3%)
101-1000	370 (7.6%)	13,108 (8.8%)
>1000	4 (0.1%)	326 (0.2%)

Table 1. Citation Counts of AR and AC in our dataset.

Characteristics of Citing Articles (AC)

We found 149,471 articles that cite one or more AR in our dataset. 1,086 of these AC are retracted as well. Author affiliations of AC were from 158 countries; country information was available in Scopus for all but 6,400 AC (4%). The top citing country of affiliation, the United States, accounts for 29% ($n = 43,402$) of these AC. China is second with 13% ($n = 18,775$) of the AC. 4% ($n = 5,402$) of the AC resulted from collaborations of 2 to 5 different countries.

Most of the citations (66%, $n = 98,818$) to AR came from journal articles. 22% of AC are review articles. This can be problematic as review articles sum up prior research and are usually highly cited. We found a notable decline in AC pre-retraction in 2010, yet there is an increasing trend in AC post-retraction that same year onwards. This trend is potentially problematic, and warrants further investigation.

Relationships between AC and AR

We partition the citations into pre-retraction and post-retraction. We define post-retraction citations as citations at least two years after the retraction date. Thus, if an article was retracted in 2013, we still consider a AC published in 2014 as pre-retraction. Articles published 2015 onwards are considered post-retraction. This two-year rule takes into account the delayed nature of journal publication and retraction process. We found 129,727 pre-retraction citations by 112,614 AC to 4,360 AR. 1,347 AR were not cited pre-retraction. The total number of post-retraction citations is substantially smaller, with 40,050 post-retraction citations by 38,134 AC to 3,223 AR. 210 AR were not cited post-retraction. We found that AC, on average, cite AR, post-retraction, that have been retracted about 5 years ago (Mean = 5.02, SD = 4.05). In addition, we conducted a one-tailed *Wilcoxon signed-rank test* for non-normally distributed data to determine difference between pre-retraction and post-retraction citation counts. We found that post-retraction citation counts were significantly lower than pre-retraction counts ($Z = -12.1$, $p < 0.001$). This finding is consistent with prior studies that report a decrease of citations rates after retraction (Chen et al., 2013).

Ego-Network Analysis

We also used ego-network analysis to examine the structural changes in each AR's network pre- and post-retraction. We extracted a subset of 250 articles from the entire AR dataset with identical pre-retraction and post-retraction citation time-lag, i.e. identical time elapsed considering the pre-retraction timeframe for citation as publication to retraction +2 years, and the post-retraction timeframe for citation as retraction +2 years to 2018.

Out of these 250 AR, 8 articles had no change in pre- vs. post-citation counts, 240 experienced a decrease in citation counts, and 2 articles had increased (though minimal) citation counts after retraction. We also found that on average, articles experience a citation loss of 86.5% (Min = 0%, Max = 100%) after retraction. Our reported finding is much larger than what was found in (Pfeifer & Snodgrass, 1990), who found that articles lost about 35% of citations after retraction (their data consists of 82 articles retracted between 1977 and 1988, with 6-month washout period). One possible reason could be that retraction has received more attention and higher scrutiny (Steen, 2012).

To take into account natural citation decay, we compared each AR to its similar articles, which we defined as articles published in the same journal and on the same year. We compared the year when the AR reached half of its current citations (YR) to the average year similar articles received half of its citations (YJ). In 127 of the 250 retracted articles, YR is before YJ, indicating that the retracted articles receive fewer citations over time compared to their similar articles. In 91 retracted articles, YR = YJ, while in 22 retracted articles,

YR is after YJ. 8 retracted articles either did not have citations or had an irretrievable set of similar articles.

We also compared the percentage of citations received after the year of retraction for both the AR and its set of similar articles. In 221 of out the 250 retracted articles, the percentage of citations received by AR after retraction (i.e. post-retraction citations) is smaller than the average percentage received by its similar articles. For instance, one article published in 2007 and retracted in 2013 received 4% of its citations post-retraction, while on average, its similar articles received 58% of citations after 2014. This analysis shows that the decrease in citations may be attributed to a retraction effect, rather than just a natural citation decay. We aim to extend this analysis to all retracted papers in our dataset to determine whether the retraction effect persists.

To capture structural changes of the ego-networks after retraction, we partitioned the networks into 3 equal sets (*low-medium-high*) based on their citation counts, and conducted ego-network analysis for each set. The *low* set, contains AR with citation counts of 0-7, *medium* set of 8-26, and *high* set of 27-1426. We picked an exemplar case from each set to do an in-depth ego-network and citation context analysis of the changes pre- and post-retractions.

Figure 1 shows the ego-networks extracted from an AR in the *high* set of citation counts ($n = 382$). The time-lag of this AR is

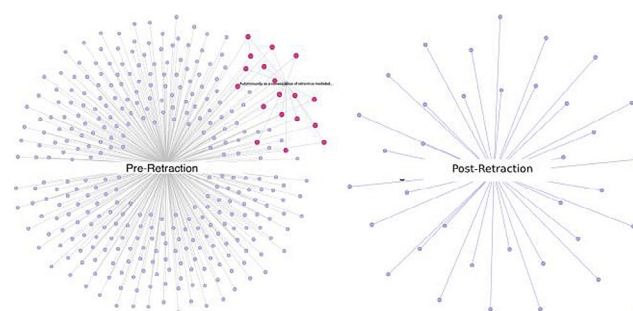


Figure 1. Ego-networks of *high* set example (PMID: 10514006) pre-retraction (left), post-retraction (right).

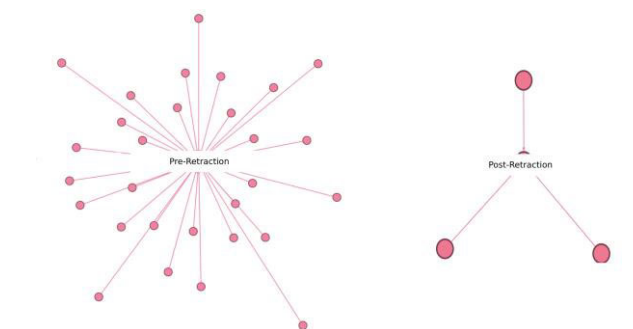


Figure 2. Ego-networks of *medium* set example (PMID: 19716552), pre-retraction (left), post-retraction (right).

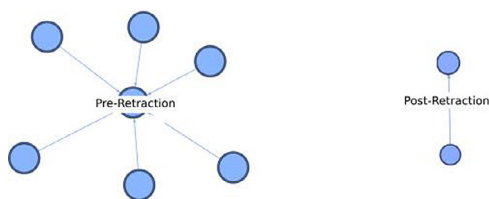


Figure 3. Ego-networks of low citation example (PMID: 21633303), pre-retraction (left), post-retraction (right).

10 years, and was retracted due to duplication of an image. The citation counts dropped from 347 to 35, reducing the size of the post-retraction ego-network by 90%. The cited half-life (i.e. years from publication until 50% of citations is reached) is about 5 years, and was reached 4 years before this paper was retracted. Interestingly, the pre-retraction network illustrates an AR citing another AR, and both were from the same group of authors. This is consistent with (Rubbo, Pilatti, & Picinin, 2018)'s finding that self-citations often occurred pre-retraction.

Figure 2's ego-networks are from an AR from the *medium* set ($n = 33$). This article has a time-lag of 5 years, and was retracted due to its manipulation of data. Its cited half-life is 4 years, and was reached 1 year before retraction. Post-retraction, the citation counts dropped from 29 to 3. These post-retraction citations were from Austria, Argentina, and Turkey, none of which were from the AR's country of publication (United States). All 3 articles were published in areas only broadly related to AR's field of neuroscience (e.g. genetics), and recognized the findings from the AR as legitimate. Citation context analysis reveals that these articles treated the experimental results in AR as reliable, indicating that they "have shown that calcineurin blockage increases depressive-like symptoms" [Turkish article], "induced depressive-like behavior" [Argentinian article] and "shown to cause neurotoxicity" [Austrian article].

Figure 3 shows the change in an ego-network of an AR in the low set of citation counts ($n = 6$). The article has a time-lag of 4 years, reached its cited half-life at 3 years, and was retracted due to manipulation of images. Pre-retraction, the article was cited 5 times by different articles broadly related to oncology, with 4 articles from China and 1 from the Czech Republic, none of which were from Japan (AR's country of affiliation). After retraction, only 1 article from China cited AR, and the citation context was positive as it was used to affirm the authors' findings.

CONCLUSION AND FUTURE WORK

Our research sought to examine the characteristics of (1) citing articles (AC) that cite retracted articles, and (2) retracted articles' (AR) pre- and post-retraction citations, using descriptive statistics and ego-network analysis. Some of our statistical results differ from studies done about 20 years ago in terms of the citation loss rate post-retraction (our 86.5 %vs

35%) and the time-lag between pre- and post-retractions (our 46.8 months vs 25.8 months). These differences in findings suggest that the process of retraction, and the dynamics of citing AR have evolved.

Ego-network analysis shows decreasing trends in citations post-retraction (Bornemann-Cimenti et al., 2016), but also that these citations still recognized AR "positively" (Bar-Ilan & Halevi, 2017) as legitimate work. We also found that citations post-retraction came from articles affiliated with a different country than the AR. Although AC and AR are broadly related, they are not from the same specialized research areas (e.g. AR: neuroscience; AC: genetics). Consistent with (Pfeifer & Snodgrass, 1990) and (Bornemann-Cimenti et al., 2016), we suspect that the awareness of retractions may be lower as the AR disseminate across geographical and disciplinary boundaries.

Our study has several limitations. Our data only consists of retracted biomedical articles available in the intersection of PubMed, Scopus, and the Retraction Watch Database. Secondly, we only examined a subset of ego-networks and compared their pre- and post-retraction structures by their network degree counts.

In future work we plan to expand this dataset to research disciplines beyond biomedicine, in order to check for differences in citation dynamics across disciplines. We also aim to collect citation networks that extends beyond relations between retracted and citing articles, but also relations among citing articles.

REFERENCES

- Bar-Ilan, J., & Halevi, G. (2017). Post retraction citations in context: A case study. *Scientometrics*, 113(1), 547–565.
- Borgatti, S. P., & Ofem, B. (2010). Overview: Social network theory and analysis. In A. J. Daly, *Social Network Theory and Educational Change* (pp. 17–29). Harvard Education Press.
- Bornemann-Cimenti, H., Szilagyi, I. S., & Sandner-Kiesling, A. (2016). Perpetuation of retracted publications using the example of the Scott S. Reuben case: Incidences, reasons and possible improvements. *Science and Engineering Ethics*, 22(4), 1063–1072.
- Budd, J. M., Sievert, M., & Schultz, T. R. (1998). Phenomena of retraction: reasons for retraction and citations to the publications. *JAMA*, 280(3), 296–297.
- COPE (2009). Guidelines for retracting articles. <https://doi.org/10.24318/cope.2019.1.4>
- Da Silva, J. A. T., & Bornemann-Cimenti, H. (2017). Why do some retracted papers continue to be cited? *Scientometrics*, 110(1), 365–370.
- Fang, F. C., Steen, R. G., & Casadevall, A. (2012). Misconduct accounts for the majority of retracted scientific publications. *Proceedings of the National Academy of Sciences*, 109(42), 17028–17033.

- Lu, S. F., Jin, G. Z., Uzzi, B., & Jones, B. (2013). The retraction penalty: Evidence from the Web of Science. *Scientific reports*, 3, 3146.
- Madlock-Brown, C. R., & Eichmann, D. (2015). The (lack of) impact of retraction on citation networks. *Science and Engineering Ethics*, 21(1), 127–137.
- Pfeifer, M. P., & Snodgrass, G. L. (1990). The continued use of retracted, invalid scientific literature. *JAMA*, 263(10), 1420–1423.
- Redman, B. K., Yarandi, H. N., & Merz, J. F. (2008). Empirical developments in retraction. *Journal of Medical Ethics*, 34(11), 807–809.
- Redner, S. (1998). How popular is your paper? An empirical study of the citation distribution. *The European Physical Journal B-Condensed Matter and Complex Systems*, 4(2), 131–134.
- Rubbo, P., Pilatti, L. A., & Picinin, C. T. (2018). Citation of retracted articles in engineering: A study of the Web of Science database. *Ethics & Behavior*. <https://doi.org/10.1080/10508422.2018.1559064>
- Steen, R. G. (2012). Retractions in the medical literature: how can patients be protected from risk? *Journal of Medical Ethics*, 38(4), 228–232.
- Wasserman, S., & Faust, K. (1994). *Social network analysis: Methods and applications*. Cambridge University Press.