

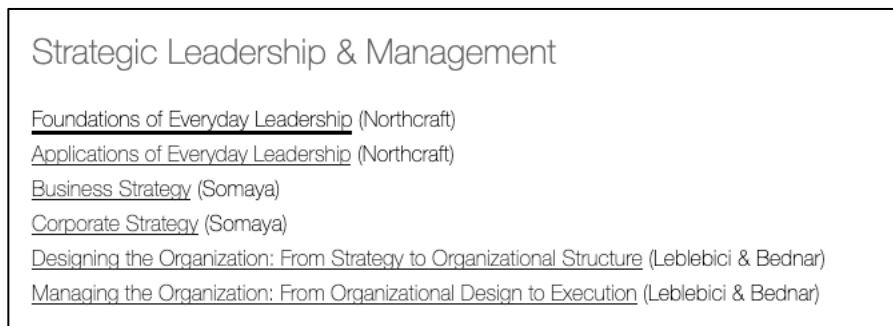
## About the Gies Video Catalog

The Gies Video Catalog is a collection of videos from Gies faculty on a variety of business, economics, and accounting topics that are available for you to use in your courses. This handout walks you through finding the videos and how to use them in Compass.

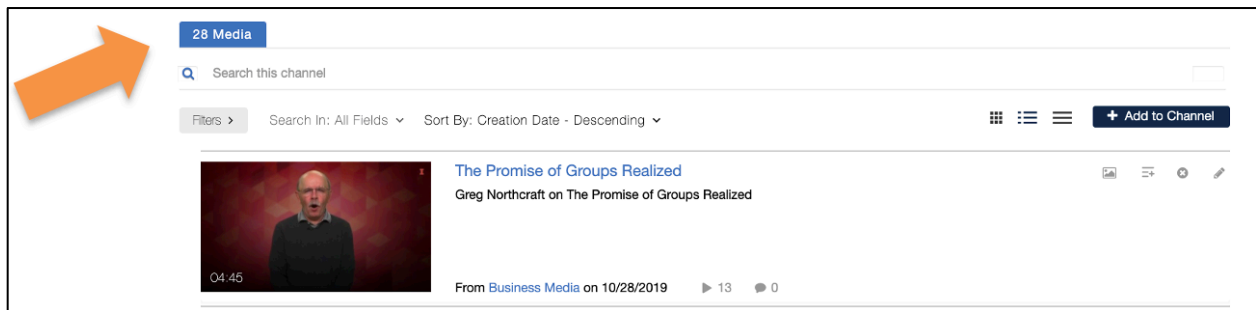
**Important, Login First:** To access these videos as an instructor, you need to be logged in to Illinois MediaSpace using your NetID here: <https://mediaspace.illinois.edu/user/login>

## Locating Videos by Subject Area or Using Search

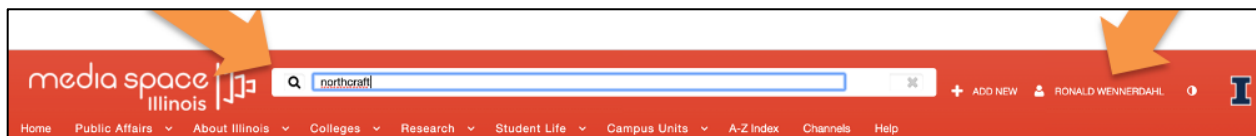
Visit: <https://publish.illinois.edu/business-elearn-tutorials/video-catalog/> and click a subject area.



This will take you to the associated mediaspace channel, where you can browse or search for specific topics within that channel. Click on a video to play & review.

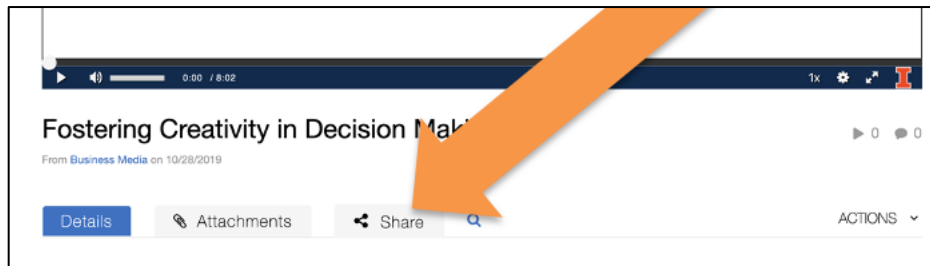


In Mediaspace, use the search box at the top to search for videos across all subjects. Remember, you have to be [logged in](#) for this to work. You should see your name to the right of the search box. On the results screen, you'll be able to adjust filter and sorting settings to refine your search.



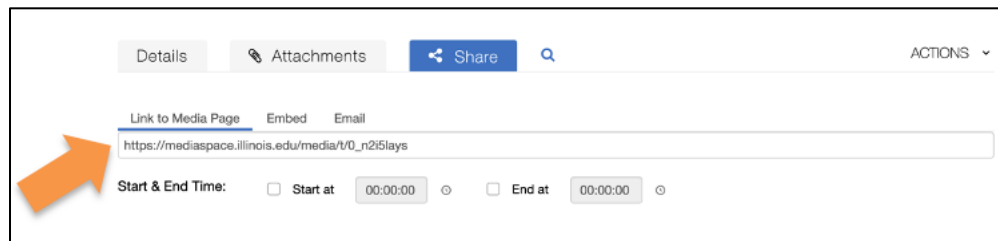
## Using a Video in Compass

Once you're found a video and want to use it in Compass, click "Share" below the video player.



### Method 1 – link to video

From the "Share" tab, select "Link to Media Page" and copy the link to the video. You can place this link on your course website. You are done!

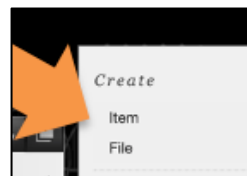


### Method 2 – embed a video player

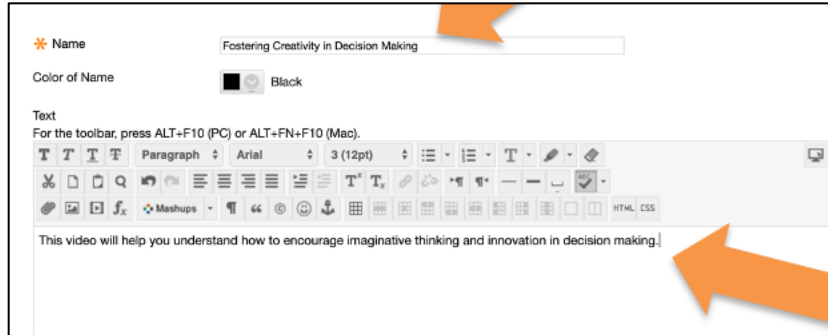
From the "Share" tab, select "embed". A code box will appear. Select and copy all code in the box.



On your Compass course website, click "Build Content" and select "Create Item".



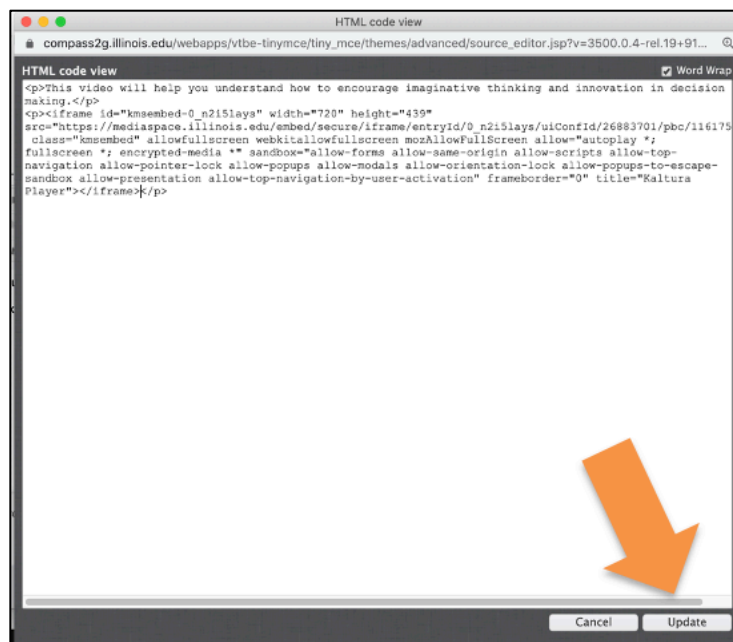
In the large text box, add some explanatory text to go along with the video. Press “enter” on your keyboard to start a new paragraph, this is where the video will go.



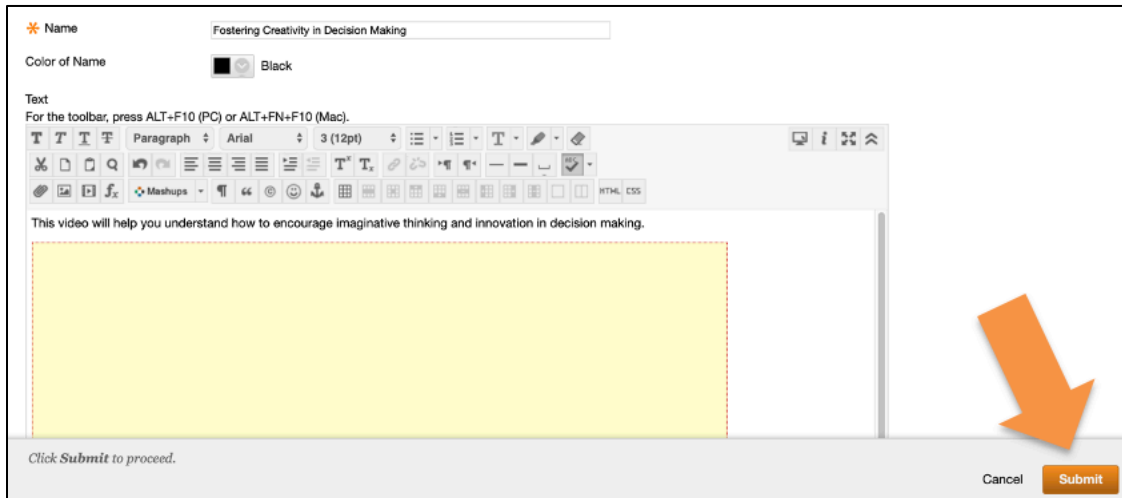
Click the “HTML” button within the text editor.



A code editor window will come-up on the screen. Find the empty paragraph and place your cursor between the <p> and </p> tag. Paste your copied embed code and click the “Update” button.



A yellow placeholder will show in the text box. Click the “Submit” button to save your work.



The video is now embedded on your Compass page!

